

For vacuum generation directly at the point of use.
 For direct installation between the suction pad and the compressed air supply.

Purely pneumatic vacuum generator that operates on the Venturi principle. Compressed air enters the ejector and flows through a nozzle. This results in a vacuum immediately behind the nozzle outlet, and air is drawn in through the vacuum inlet. This air and the driving air leave the ejector and enter the atmosphere via the exhaust air outlet.



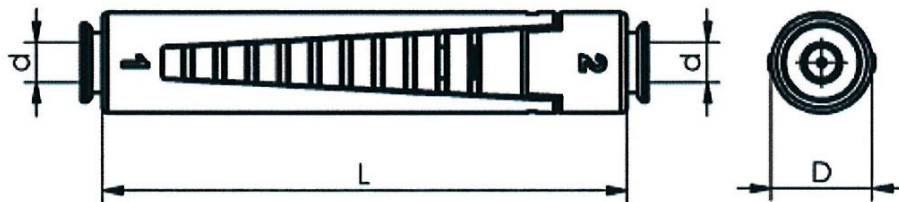
SLP 07

- Characteristics:
- Vacuum generator with a high maximum vacuum value (85%)
 - No moving parts, which means no wear and no maintenance
 - Extremely space-saving installation, ideal where space is restricted
 - Minimum compressed air consumption
 - Low noise output

- Applications:
- Direct installation on the suction pad by screwing / plugging into the distribution beam
 - Handling all kinds of workpiece

Body: Plastic

Connection: Plug connection



Inline ejectors »SLP«, plug connection

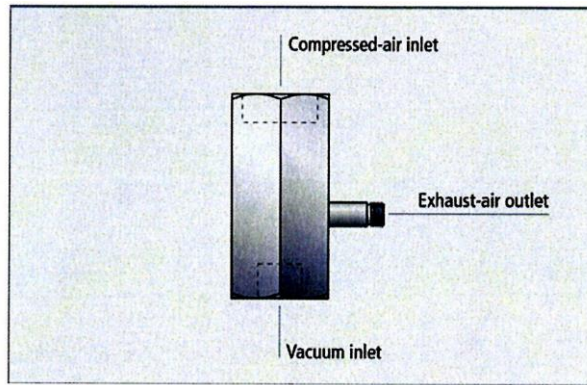
Art. No.	Nozzle-Ø	d	D	L
SLP 05	0.5	4.0	10.0	57.0
SLP 07	0.7	4.0	10.0	57.0

Technical data

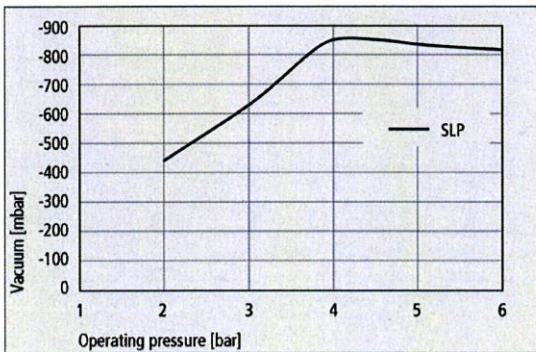
Art. No.	Degree of evacuation [%]	Max. suction rate [l/min]	Max. suction rate [m³/h]	Air consumpt. during evac. [l/min]*	Air consumpt. during evac. [m³/h]*	Operating pressure [bar]
SLP 05	85.0	8.0	0.5	13.0	0.8	4.5
SLP 07	85.0	15.9	1.0	25.0	1.5	4.5

Art.-Nr.	Weight [g]	Noise level workp. gripped [db(A)]	Noise level free [db(A)]	Operating temperature [°C]	Recomm. int. hose diameter compr. air/vacuum [mm]**
SLP 05	5.0	52.0	60.0	0-60.0	2.0
SLP 07	5.0	63.0	63.0	0-60.0	2.0

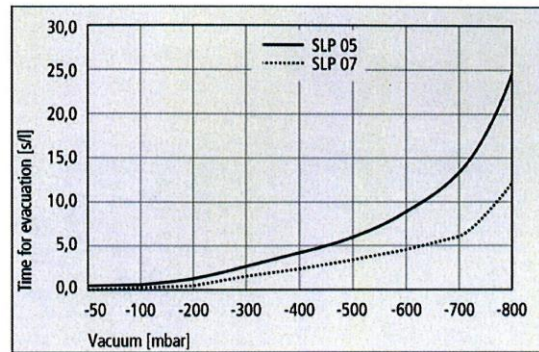
* At optimal pressure
** Up to a length of 2 m



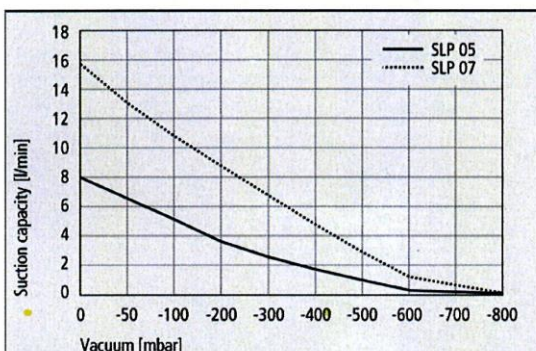
Performance data



Achievable vacuum at various operating pressures



Evacuation times for various vacuum ranges



Suction capacity at various degrees of evacuation

Suction capacity in l/min at various degrees of evacuation

Art. No.	Degree of evacuation in mbar									
	0	-50	-100	-200	-300	-400	-500	-600	-700	-800
SLP 05	8.0	6.4	5.0	3.8	2.7	1.8	1.1	0.3	0.1	0.1
SLP 07	15.9	13.3	10.9	8.7	6.7	4.7	2.9	1.3	0.6	0.1

Evacuation time in s/l for various ranges

Art. No.	Degree of evacuation in mbar									
	-50	-100	-200	-300	-400	-500	-600	-700	-800	
SLP 05	0.4	0.7	1.6	2.7	4.0	5.8	8.5	13.1	24.5	
SLP 07	0.2	0.4	0.8	1.4	2.2	3.2	4.6	6.7	12.7	